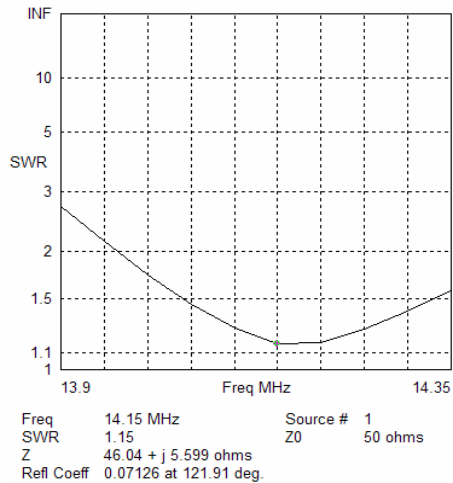


HexBeam Antenna

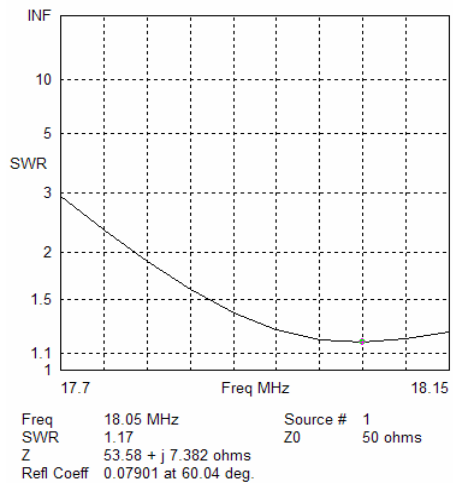
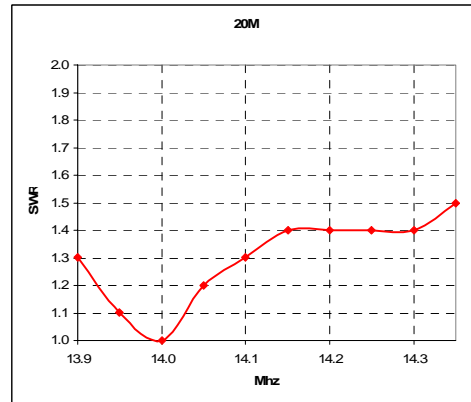
SWR tests made with the antenna hub at 19 feet revealed that the resonant frequencies decreased, so it appears that I got it backwards. The average error is about 1.5%, and, although the SWR is acceptable on all bands, I plan to trim the elements and spacers.

G3TXQ's model includes 3/4-inch diameter segments to represent the small terminal blocks he used to connect the wires to the spacers. I used ring terminals with a maximum diameter of 1/4-inch instead of the terminal blocks. Adding the ring terminals to my model has a slight affect on the resonant frequency but not enough to explain this much error.

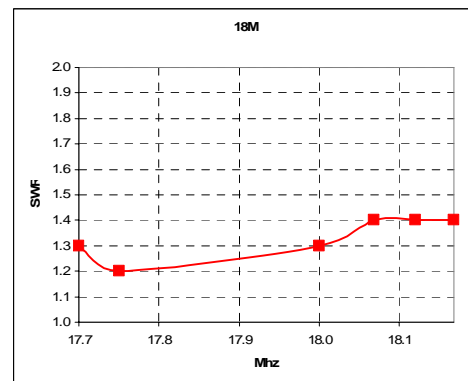
Allen Baker, KG4JJH
Email: kq4jjh@arrl.net

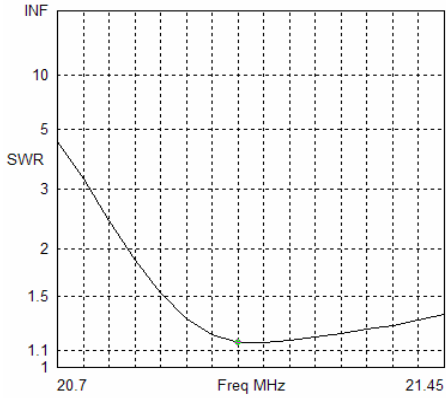


20m



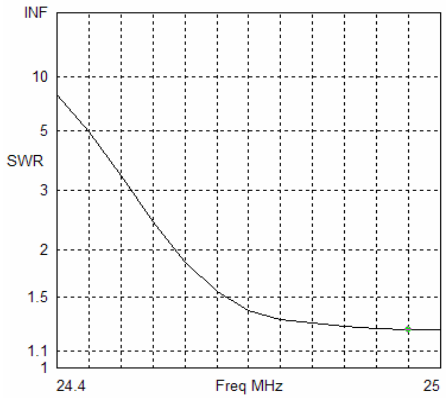
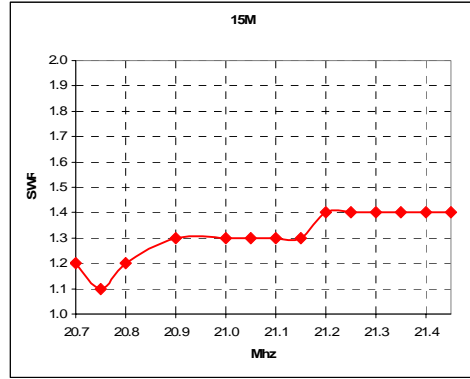
17m





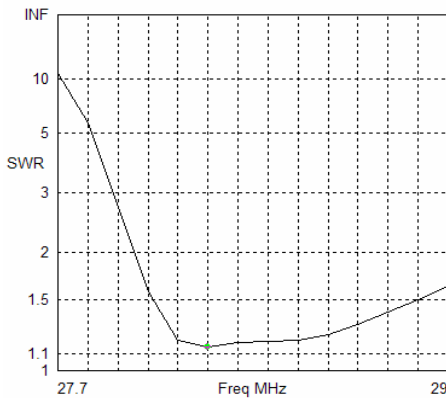
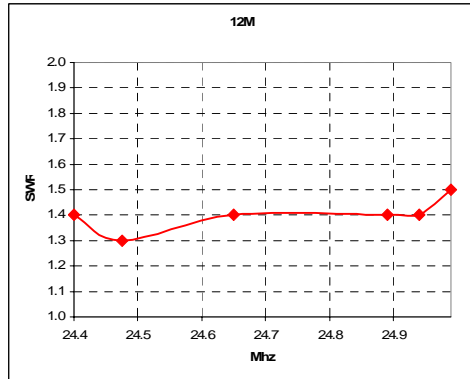
Freq 21.05 MHz Source # 1
 SWR 1.15 Z0 50 ohms
 Z 54.66 + j 5.617 ohms
 Refl Coeff 0.06963 at 47.25 deg.

15m



Freq 24.95 MHz Source # 1
 SWR 1.24 Z0 50 ohms
 Z 51.35 - j 10.84 ohms
 Refl Coeff 0.1072 at -76.8 deg.

12m



Freq 28.2 MHz Source # 1
 SWR 1.15 Z0 50 ohms
 Z 56.94 - j 2.143 ohms
 Refl Coeff 0.06791 at -16.01 deg.

10m

